

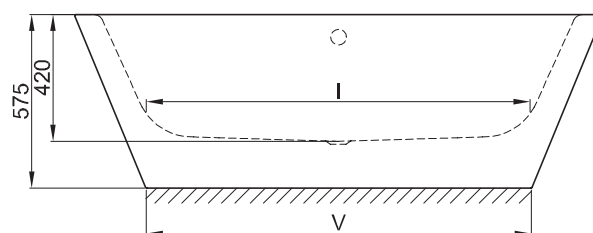
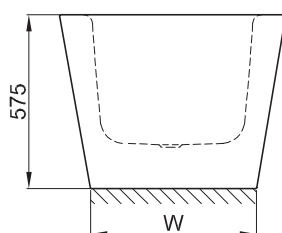
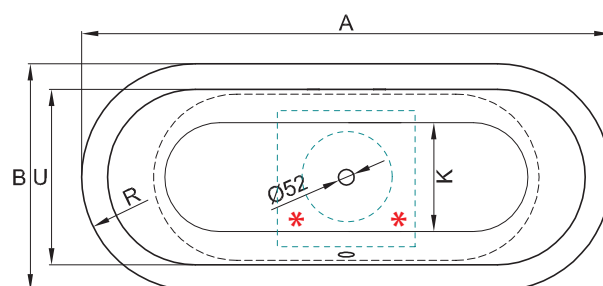
BETTE

BETTESTARLET OVAL SILHOUETTE FREESTANDING BATH

Product Image



Technical Specification



Installation Notes:



Rough-in waste position must be on 300mm radius line.



Block-out/recess floor for waste 500x500x50mm deep.



Water Supply Rough-In Location Options for Bath Filler

	A	B	I	K	R	U	V	W	volume
185 x 85 x 42 cm	1850	850	1370	585	425	640	1387	648	164 litre

Description

BetteStarlet Oval Silhouette Freestanding Bath

B2740SFXB

Additional Information

Available options:

- Universal Bath Feet B23-1500
- Includes tiling lip
- Includes Waste Overflow Combination

