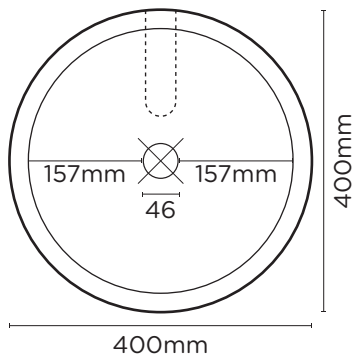




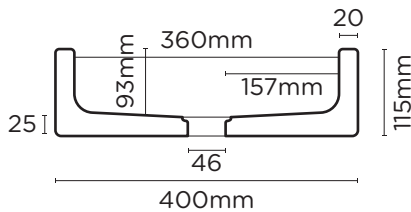
Bowl (2 tone)

The Bowl Basin is back with a stunning new outfit. Two tones add a dynamic to your bathroom space like never before seen.

PLAN VIEW



SECTION VIEW



SPECIFICATIONS

MATERIAL	UHP Concrete
FINISH	Matte / Low Sheen
WEIGHT	10kg (22lbs)
DIMENSIONS	D400mm x H115mm (D15in x H4in)
BOWL CAPACITY	8.9L (2.35gal)
TAP HOLE	N/A
OVERFLOW AVAILABLE	N/A
WASTE RQD	32mm or 40mm Standard (not provided by Nood)
WARRANTY	24 months
WASTE HOLE SIZE	46mm (1.8in)
WALL THICKNESS	20mm
OPTIONS	Surface Mount / Wall Hung / Stand / Cylinder
WALL HANG RQD	Mount before tiling - to timber frame or masonry wall.

All dimensions are estimate. We suggest waiting until receiving Nood basins before cutting holes in cabinetry items. Colours of concrete may vary slightly.

WALL HUNG BRACKET



8mm aluminium powdercoated. Bracket, fixings, adhesive provided with each wall hung basin purchased.

AVAILABLE COLOURS



L365mm x W300mm x H90mm
(L14.3in x W11.8in x H3.5in)

THICKNESS

Wall Hang Bracket: 8mm (0.3in)
L Bracket: 3mm (0.1in)

WEIGHT

Wall Hang Bracket: 1.76kg (3.88lbs)
L Bracket: <250g (0.5lbs)

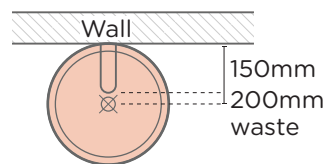
INSTALLATION

Timber Wall: tiny.cc/udkhlz Masonry
Wall: tiny.cc/0gkhlz

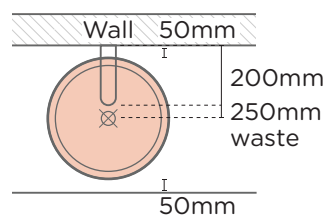
Basin to be mounted after tiling

SUGGESTED TAP / FAUCET POSITION & LENGTH

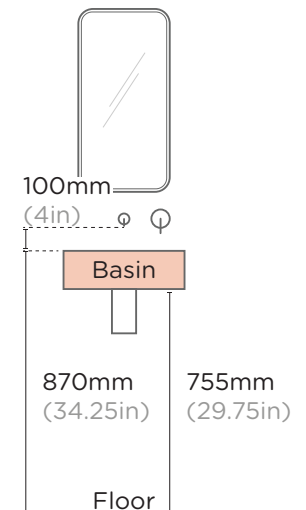
WALL HUNG BASIN



SURFACE MOUNTED BASIN



INSTALL HEIGHT



Bowl (2 tone)
VANITY LAYOUTS

