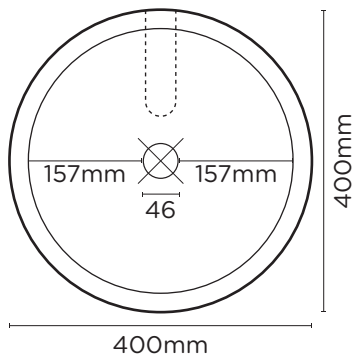




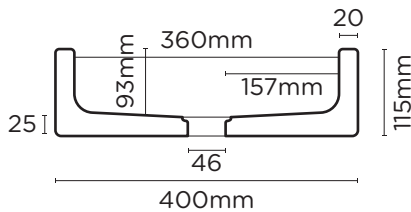
## Bowl

The Bowl Basin is feminine and refined. Dainty curves and soft pastels fuse together as this modest sink heroes your bathroom.

### PLAN VIEW



### SECTION VIEW



### SPECIFICATIONS

|                           |   |
|---------------------------|---|
| <b>MATERIAL</b>           | UHP Concrete  |
| <b>FINISH</b>             | Matte / Low Sheen   |
| <b>WEIGHT</b>             | 10kg (22lbs)  |
| <b>DIMENSIONS</b>         | D400mm x H115mm<br>(D15in x H4in)                         |
| <b>BOWL CAPACITY</b>      | 8.9L (2.35gal)  |
| <b>TAP HOLE</b>           | N/A   |
| <b>OVERFLOW AVAILABLE</b> | N/A   |
| <b>WASTE RQD</b>          | 32mm or 40mm Standard<br>(not provided by Nood)           |
| <b>WARRANTY</b>           | 24 months   |
| <b>WASTE HOLE SIZE</b>    | 46mm (1.8in)  |
| <b>WALL THICKNESS</b>     | 20mm  |
| <b>OPTIONS</b>            | Surface Mount / Wall Hung /<br>Stand / Cylinder           |
| <b>WALL HANG RQD</b>      | Mount before tiling - to timber<br>frame or masonry wall. |

All dimensions are estimate. We suggest waiting until receiving Nood basins before cutting holes in cabinetry items. Colours of concrete may vary slightly.

### WALL HUNG BRACKET



8mm aluminium powdercoated. Bracket, fixings, adhesive provided with each wall hung basin purchased.

### AVAILABLE COLOURS



L365mm x W300mm x H90mm  
(L14.3in x W11.8in x H3.5in)

#### THICKNESS

Wall Hang Bracket: 8mm (0.3in)  
L Bracket: 3mm (0.1in)

#### WEIGHT

Wall Hang Bracket: 1.76kg (3.88lbs)  
L Bracket: <250g (0.5lbs)

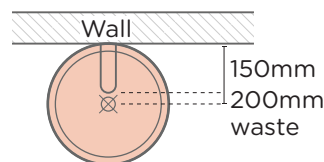
#### INSTALLATION

Timber Wall: [tiny.cc/udkhlz](http://tiny.cc/udkhlz)  
Masonry Wall: [tiny.cc/0gkhlz](http://tiny.cc/0gkhlz)

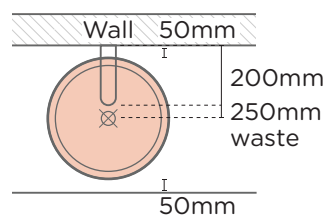
Basin to be mounted after tiling.

### SUGGESTED TAP / FAUCET POSITION & LENGTH

#### WALL HUNG BASIN



#### SURFACE MOUNTED BASIN



### INSTALL HEIGHT

