

■ NEW

Sigma50



HARMONIOUS, FRAMELESS, TIMELESS DESIGN



Black glass
115.788.DW.5



White glass
115.788.11.5

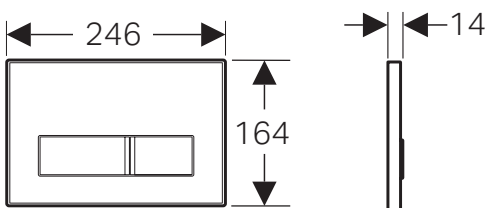


Smoked reflective glass
115.788.SD.5



Umbra glass
115.788.SQ.5

Specifications



Sigma60




SLEEK AND STYLISH, FLUSH WITH THE WALL




Brushed chrome
115.640.GH.1



Black glass
115.640.SJ.1



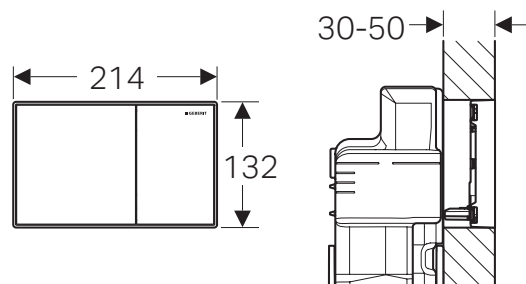
White glass
115.640.SI.1



Umbra glass
115.640.SQ.1

Sigma60: Requires minimum 30mm wall thickness

Specifications



Features

Minimalism – designs are classic and timeless

High Quality materials used in manufacturing plates and award winning designs

Flexible – interchange plates with any Sigma mechanical button range to suit the design or update in future years

Water Saving – dual flush activation

Ease of Activation – light and reliable mechanical operation

Low Maintenance – all Sigma plates are direct access to service the cisterns

Easy to Install – all our installation videos are available from YouTube:MyGeberitAustralia

Save Space – installing concealed cisterns gives you a minimum of 250mm extra space in the bathroom

Warranty – 3 year warranty on plates, 15 years on cistern and guarantee of spare parts availability for 25 years