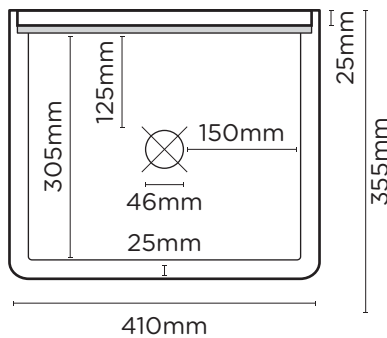




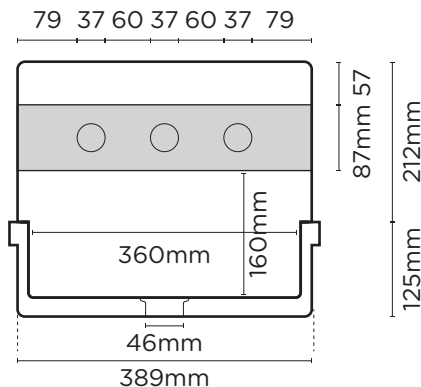
## Herbert (2 tone)

Based on a 1950's design, Nood take a step back, to take a step forward. The Herbert basin is the perfect designer piece for your bathroom space.

### PLAN VIEW



### SECTION VIEW



### SPECIFICATIONS

<b>MATERIAL</b>	UHP Concrete
<b>FINISH</b>	Matte / Low Sheen
<b>WEIGHT</b>	14.1kg (30.9lbs)
<b>DIMENSIONS</b>	W410 x D355mm x H335mm (L16.2in x W13.1in x H13.1in)
<b>BOWL CAPACITY</b>	15.3L (3.96gal)
<b>TAP HOLE</b>	Only available as pictured
<b>OVERFLOW AVAILABLE</b>	N/A
<b>WASTE RQD</b>	32mm or 40mm Standard not provided by Nood
<b>WARRANTY</b>	24 months
<b>WASTE HOLE SIZE</b>	46mm (1.8in)
<b>WALL THICKNESS</b>	18mm
<b>OPTIONS</b>	Surface Mount / Wall Hung
<b>WALL HANG RQD</b>	Mount before tiling - to timber frame or masonry wall.

All dimensions are estimate. We suggest waiting until receiving Nood basins before cutting holes in cabinetry items. Colours of concrete may vary slightly.

### WALL HUNG BRACKET



8mm aluminium powdercoated. Bracket, fixings, adhesive provided with each wall hung basin purchased.

L297mm x W305mm x H122mm  
(L11.6in x W12.0in x H4.8in)

#### THICKNESS

Wall Hang Bracket: 8mm (0.3in)  
L Bracket: 3mm (0.1in)

#### WEIGHT

Wall Hang Bracket: 2.0kg (4.40lbs)  
L Bracket: <250g (0.5lbs)

#### INSTALLATION

Timber Wall: [tiny.cc/udkhlz](http://tiny.cc/udkhlz)  
Masonry Wall: [tiny.cc/Ogkhlz](http://tiny.cc/Ogkhlz)

Basin to be mounted after tiling.

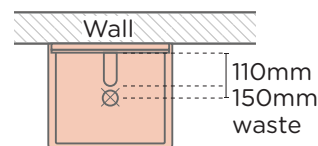
### AVAILABLE COLOURS



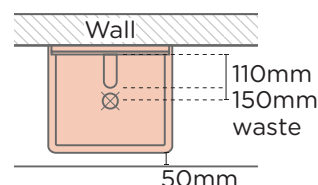
Ivory Sand Custard Pastel Peach Blush Pink Musk Clay  
Powder Blue Copan Blue Mint Teal Sky Grey Mid Tone Grey Charcoal

### SUGGESTED TAP / FAUCET POSITION & LENGTH

#### WALL HUNG BASIN



#### SURFACE MOUNTED BASIN



### INSTALL HEIGHT

