








Cut Wall Basin RH Tap Landing (45x25x25H)

VA250R/S, VA250R/S.01, VA250R/S.02, VA250R/S.22, VA250R/S.91, VA250R/S.92, VA250R/S.93, VA250R/S.94, VA250R/S.96, VA251R/S, VA251R/S.01, VA251R/S.02, VA251R/S.22, VA251R/S.91, VA251R/S.92, VA251R/S.93, VA251R/S.94, VA251R/S.96

The Cut Wall Basin Collection provides generous depth and sharp, square edges. Cut also offers the concept of reduction inspired by nature, with new colours enriching the effect.

Product type	Basins
Brand	Valdama
Collection	Cut
Designers	Prospero Rasulo
WxDxH	450mm x 250mm x 250mm
Colour / Finish	<div><div> Gloss White</div><div> Matt White</div><div> Gloss Black</div><div> Matt Black</div><div> Matt Nuvola (VA)</div><div> Matt Tempesta</div><div> Matt Laguna</div><div> Matt Basento</div><div> Matt Oceano</div></div>
Material	Ceramic
Tap Hole Options	No Tap Hole 1 Tap Hole
Capacity	5.5 Litres
Overflow	No Overflow
Waste Outlet	32mm Valdama Clic-Clac Universal Waste with Ceramic Top (VA3240) or Constant Flow Waste with Ceramic Top (VA3253) to be ordered separately

Origin	Made In Italy
Warranty	10 Year Warranty
Availability	Gloss White Matt White Stocked Item Colours Pre-order 16 Weeks
Installation Instructions:	It is recommended that the basin be installed using a flexible sealant. Epoxy type glues must not be used. To do so may void product warranty. Wall fixing bolts included (code: WFB100).

valdama

