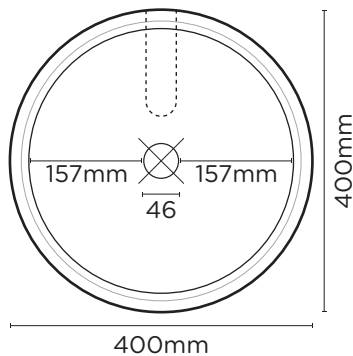




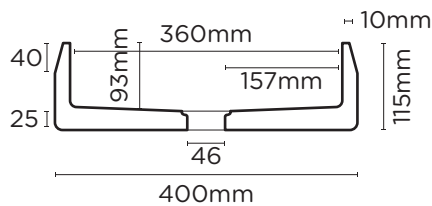
Prism Circle

A Nood favourite, the alluring Prism Basin features an elegant chamfered edge and breathtaking high strength concrete finish.

PLAN VIEW



SECTION VIEW



SPECIFICATIONS

MATERIAL	UHP Concrete
FINISH	Matte / Low Sheen
WEIGHT	10kg (22lbs)
DIMENSIONS	D400mm x H115mm (D15.75in x H4.53in)
BOWL CAPACITY	8.9L (2.35gal)
TAP HOLE	N/A
OVERFLOW AVAILABLE	N/A
WASTE RQD	32mm or 40mm Standard (not provided by Nood)
WARRANTY	24 months
WASTE HOLE SIZE	46mm (1.8in)
WALL THICKNESS	10mm top edge / 20mm wall
OPTIONS	Surface Mount / Wall Hung / Stand / Cylinder
WALL HANG RQD	Mount before tiling - to timber frame or masonry wall.

All dimensions are estimate. We suggest waiting until receiving Nood basins before cutting holes in cabinetry items. Colours of concrete may vary slightly.

WALL HUNG BRACKET



8mm aluminium powdercoated. Bracket, fixings, adhesive provided with each wall hung basin purchased.

AVAILABLE COLOURS



L365mm x W300mm x H90mm
(L14.3in x W11.8in x H3.5in)

THICKNESS

Wall Hang Bracket: 8mm (0.3in)
L Bracket: 3mm (0.1in)

WEIGHT

Wall Hang Bracket: 1.76kg (3.88lbs)
L Bracket: <250g (0.5lbs)

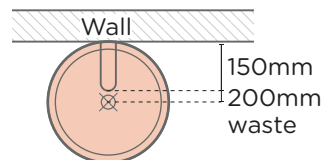
INSTALLATION

Timber Wall: tiny.cc/udkhlz
Masonry Wall: tiny.cc/Ogkhlz

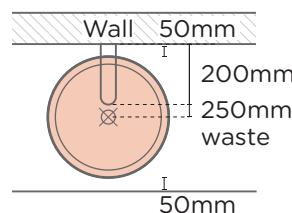
Basin to be mounted after tiling

SUGGESTED TAP / FAUCET POSITION & LENGTH

WALL HUNG BASIN



SURFACE MOUNTED BASIN



INSTALL HEIGHT

