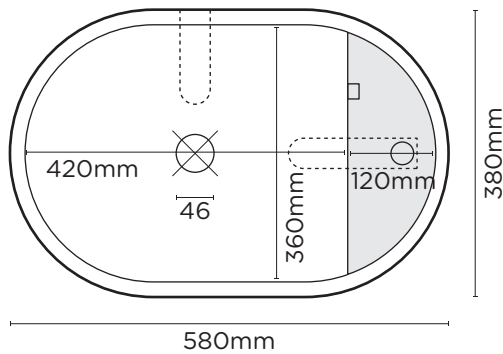




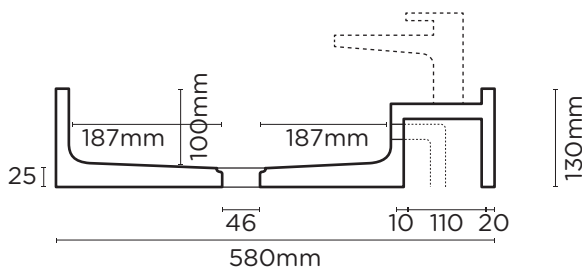
## Shelf Oval

For tight spaces, powder rooms, hotel and apartment blocks this medium sized Shelf basin has a space for soap or a tap hole, and a further option of overflow, wall mount or surface mount. A masterful design with a clever bracketing system that ensures a beautiful aesthetic.

### PLAN VIEW



### SECTION VIEW




Note: Overflow pipe separate. For surface mount basin, a second hole in bench top is required.

### SPECIFICATIONS

<b>MATERIAL</b>	UHP Concrete
<b>FINISH</b>	Matte / Low Sheen
<b>WEIGHT</b>	16.5kg (13.6lbs)
<b>DIMENSIONS</b>	L580mm x W380mm x H115mm (L22.8in x W14.9in x H4.5in)
<b>BOWL CAPACITY</b>	8.6L (2.3gal)
<b>TAP HOLE</b>	N/A
<b>OVERFLOW AVAILABLE</b>	White, black or chrome (housing option) Kit Chrome - 32mm
<b>WASTE RQD</b>	32mm or 40mm Standard (not provided by Nood)
<b>WARRANTY</b>	24 months
<b>WASTE HOLE SIZE</b>	46mm (1.8in)
<b>WALL THICKNESS</b>	20mm
<b>OPTIONS</b>	Surface Mount / Wall Hung / Taphole / Overflow
<b>WALL HANG RQD</b>	Mount before tiling - to timber frame or masonry wall.
<b>ORIENTATION</b>	Left and right

All dimensions are estimate. We suggest waiting until receiving Nood basins before cutting holes in cabinetry items. Colours of concrete may vary slightly.

### WALL HUNG BRACKET



8mm aluminium powdercoated. Bracket, fixings, adhesive provided with each wall hung basin purchased.

### AVAILABLE COLOURS



L342mm x W310mm x H92mm  
(L13.4in x W12.2in x H3.6in)

### THICKNESS

Wall Hang Bracket: 8mm (0.3in)  
L Bracket: 3mm (0.1in)

### WEIGHT

Wall Hang Bracket: 2kg (4.4lbs)  
L Bracket: <250g (0.5lbs)

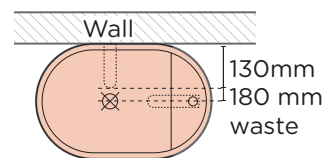
### INSTALLATION

Timber Wall: [tiny.cc/udkhlz](http://tiny.cc/udkhlz)  
Masonry Wall: [tiny.cc/Ogkhlz](http://tiny.cc/Ogkhlz)

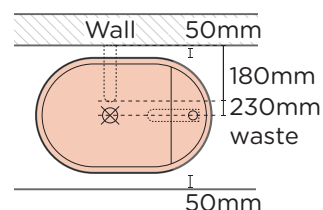
Basin to be mounted after tiling

### SUGGESTED TAP / FAUCET POSITION & LENGTH

#### WALL HUNG BASIN



#### SURFACE MOUNTED BASIN



### INSTALL HEIGHT

