



Architectura 2.0 DirectFlush Wall Faced Toilet

S & P Trap | Ceramicplus

Product Image



Product Details

Code:	5690R1R1S4DB
Brand:	Villeroy & Boch
Range:	Architectura 2.0
Warranty:	10 Years*
Product Width:	340 mm
Product Depth:	540 mm
WELS:	4 Star 3.5 LPM, Reg #: L05245

Additional Features

Required Product

Matching In wall Cistern

Recommended Products

ViConnect 92233300 or 92233400
Cisterns with matching E100 E200 or
E300 Flush Plates

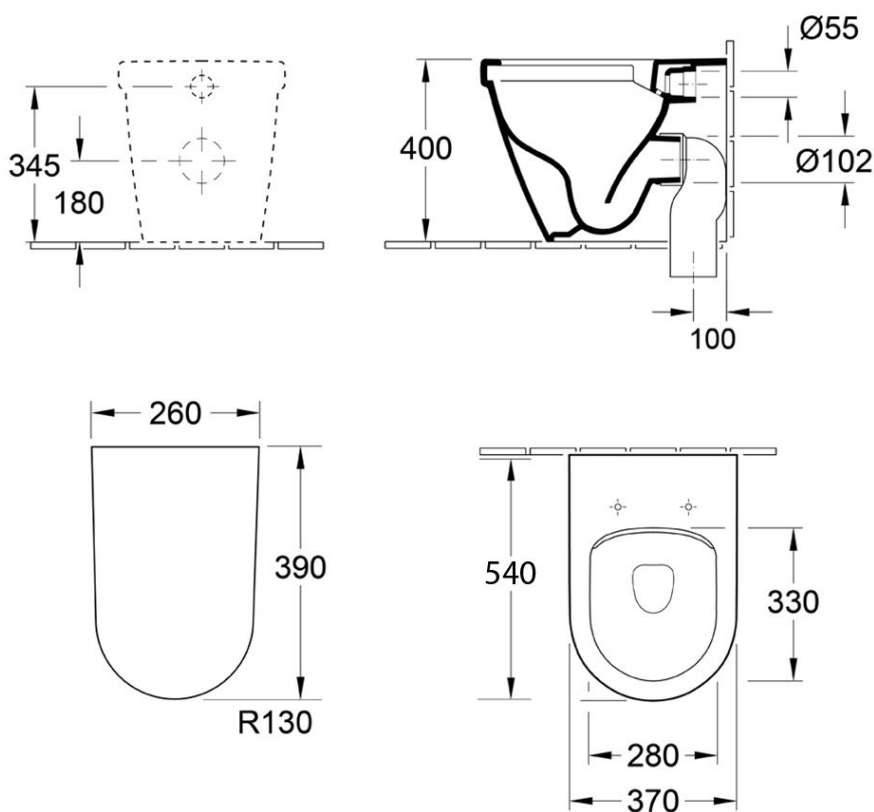
Additional Notes

- Villeroy & Boch Direct Flush Rimless Technology
- Soft Close Seat
- CeramicPlus Easy Clean Finish

Installation Instructions

- * S trap set out 100mm
- * Set out of 150mm can be achieved with VT103 Vario bend

Technical Specification



*Please visit argentaust.com.au/warranty to view the full warranty

Note: All dimensions are in millimetres and are subject to normal manufacturing variations. Always use the physical product measurements for cut-outs and rough-ins as the technical details shown may differ from the actual product. Use acetic cured silicone sealant. Do not use epoxy type adhesives. Clean with damp cloth. Do not use abrasive cleaners, liquids or pastes.





ViConnect 80 Cistern

Product Image



Product Details

Code:	92233300
Brand:	Villeroy & Boch
Range:	ViConnect Cisterns
Warranty:	15 Years*
WELS:	4 Star 3.3 LPM, Reg #: L07676

Additional Features

Required Product

Compatible Flush Plate, Matching Wall Faced Pan

Recommended Products

E100, 150S, E200, E300 Flush Plate

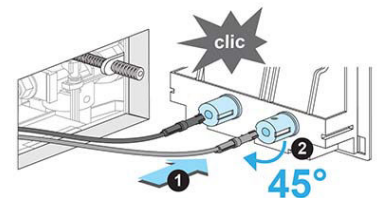
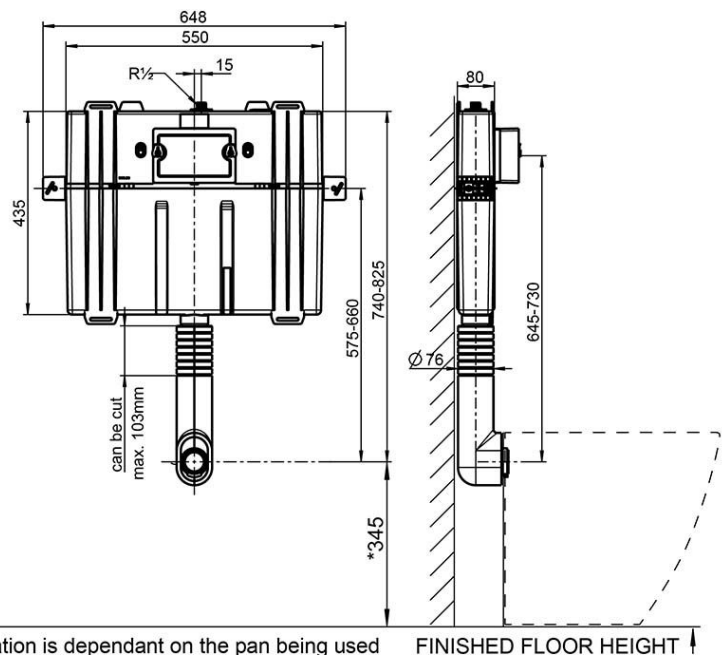
Additional Notes

- Qwik Clic Cable Technology

Installation Instructions

* Fits into 90mm wall stud cavity.

Technical Specification



*Please visit argentaust.com.au/warranty to view the full warranty

Note: All dimensions are in millimetres and are subject to normal manufacturing variations. It is recommended to use the physical product measurements for cut-outs and rough-ins as the technical details shown may differ from the actual product. Use acetic cured silicone sealant. Do not use epoxy type adhesives. Clean with damp cloth. Do not use abrasive cleaners, liquids or pastes.

