
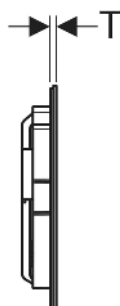
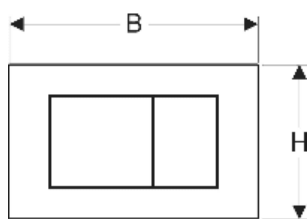


# Geberit Sigma40 actuator plate, square, dual flush



Example image



## APPLICATION PURPOSES

- For flush actuation with Sigma concealed cisterns
- For covering thicknesses  $\geq 15$  mm

## CHARACTERISTICS

- Front actuation
- Sound-absorbing actuator rods, tool-free fast adjustment

## TECHNICAL DATA

Actuation force (N) max. 25 N  
 Button shape square

## SCOPE OF DELIVERY

- Mounting frame
- 2 distance bolts

- 2 actuator rods

## ACCESSORIES

- Geberit extension set for Sigma, Omega and Kappa concealed cisterns

Art. no.	Colour / surface	Product material	B cm	H cm	T cm
115.629.14.1	Plate, Button: black matt / easy-to-clean coated	Stainless steel	24.6	15.2	0.4
115.629.FW.1	Plate, Button: brushed, easy-to-clean coated	Stainless steel	24.6	15.2	0.4
115.629.JK.1	Plate, Button: lava / glossy glass	Glass	24.6	15.2	0.6
115.629.JL.1	Plate, Button: sand grey / glossy glass	Glass	24.6	15.2	0.6

<i>Art. no.</i>	<i>Colour / surface</i>	<i>Product material</i>	<i>B</i> cm	<i>H</i> cm	<i>T</i> cm
<b>115.629.JT.1</b>	Plate, Button: white matt / easy-to-clean coated	Stainless steel	24.6	15.2	0.4
<b>115.629.QB.1</b>	Plate, Button: red gold / brushed, easy-to-clean coated	Stainless steel	24.6	15.2	0.4
<b>115.629.QD.1</b>	Plate, Button: black chrome / brushed, easy-to-clean coated	Stainless steel	24.6	15.2	0.4
<b>115.629.QF.1</b>	Plate, Button: brass-coloured / brushed, easy-to-clean coated	Stainless steel	24.6	15.2	0.4
<b>115.629.SI.1</b>	Plate, Button: white / glossy glass	Glass	24.6	15.2	0.6
<b>115.629.SJ.1</b>	Plate, Button: black / glossy glass	Glass	24.6	15.2	0.6